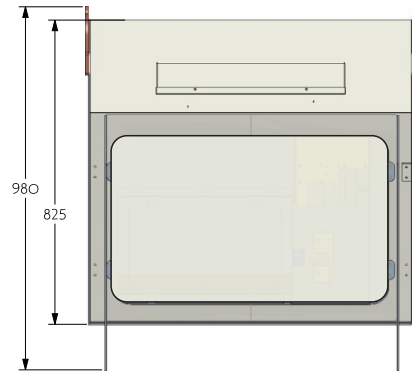
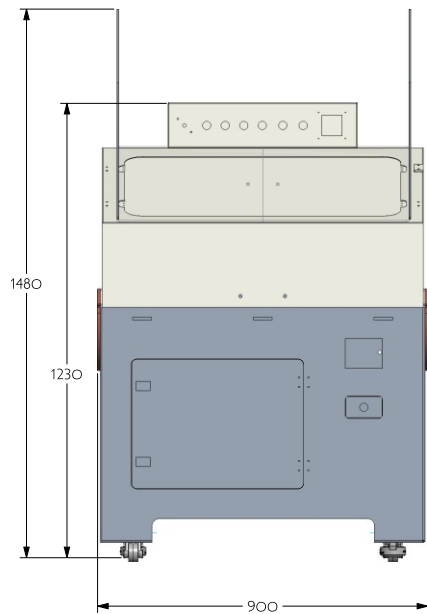


DIMENSIONS IN MM




The extra space on both sides of the machine is necessary to ensure that the longest possible length of the pipe can be fed into or out of the machine without any obstructions or constraints.

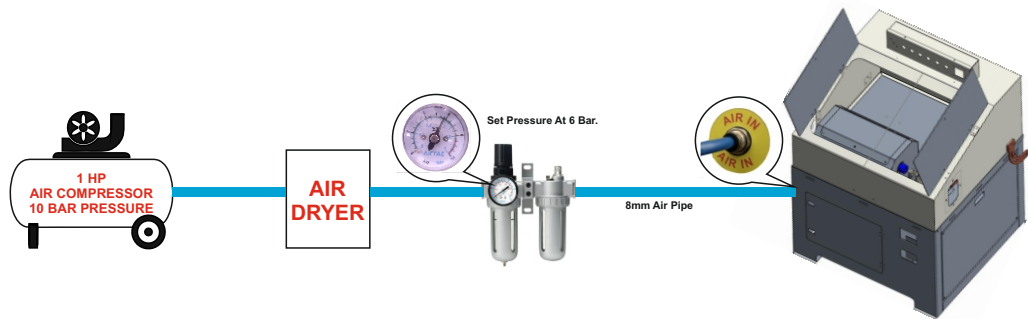


MODEL NO : OM-3HP-SH

ELECTRICAL INSTALLATION GUIDE



AIR INSTALLATION GUIDE



NOTE :
* REMOVE ALL SHARP EDGES.
* ALL DIMENSIONS ARE IN MM

Un specified Tolerance			Machine Name:		OM AUTOMATION				
Over	Incl.	Tolerance	PIPE			SIGN	DATE	SCALE:	NTS
0	6	± 0.1	Part Name :			HJV		SHEET NO	: 1 OF 1
6	30	± 0.2							
30	120	± 0.3							
120	315	± 0.5							
315	1000	± 0.8	Part No:		001	CHD.			
1000	2000	± 1.2	Material:			APPD.			
2000	4000	± 2.0				Heat Treatment :			