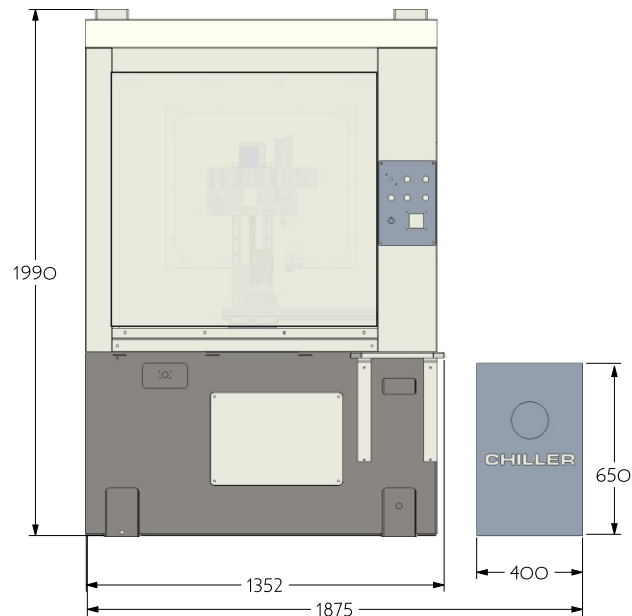
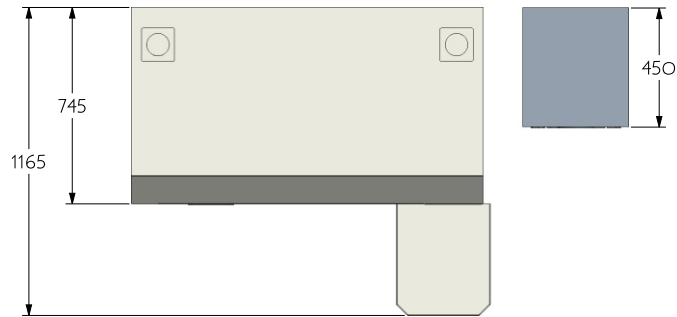
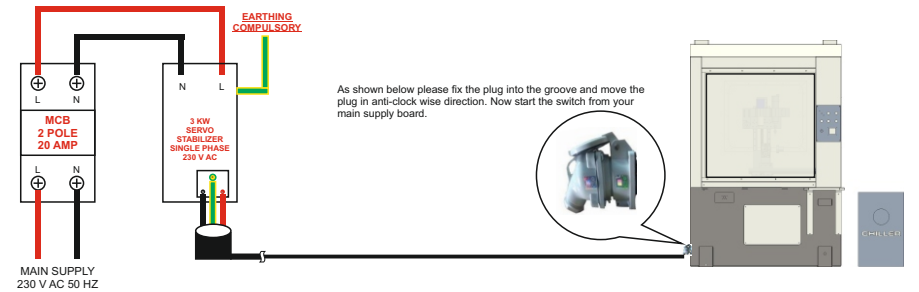


## DIMENSIONS IN MM

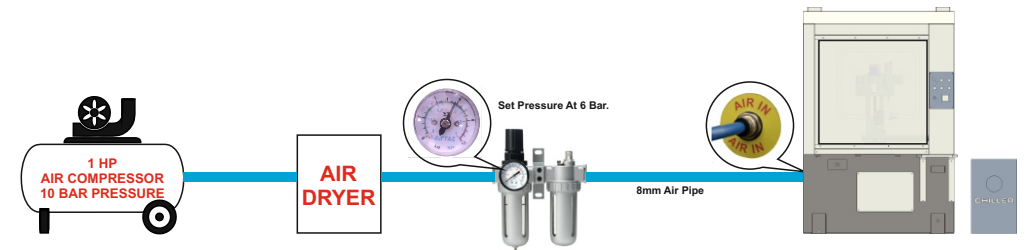


# MODEL NO : OM-3BN-TH

## ELECTRICAL INSTALLATION GUIDE



## AIR INSTALLATION GUIDE



NOTE :  
\* REMOVE ALL SHARAP EDGES.  
\* ALL DIMENSIONS ARE IN MM

| Un specified Tolerance |       |           | Machine Name: |  | OM AUTOMATION |     |                  |      |          |          |
|------------------------|-------|-----------|---------------|--|---------------|-----|------------------|------|----------|----------|
| Over                   | Incl. | Tolerance | OM-3BN-TH     |  |               |     | SIGN             | DATE | SCALE:   | NTS      |
| 0                      | 6     | ± 0.1     | Part Name :   |  | DRG.          | HJV |                  |      | SHEET NO | : 1 OF 1 |
| 6                      | 30    | ± 0.2     |               |  | CHD.          |     |                  |      |          |          |
| 30                     | 120   | ± 0.3     |               |  | APPD.         |     |                  |      |          |          |
| 120                    | 315   | ± 0.5     | Part No:      |  | 001           |     |                  |      |          |          |
| 315                    | 1000  | ± 0.8     | Material:     |  |               |     |                  |      |          |          |
| 1000                   | 2000  | ± 1.2     |               |  |               |     |                  |      |          |          |
| 2000                   | 4000  | ± 2.0     |               |  |               |     | Heat Treatment : |      |          |          |